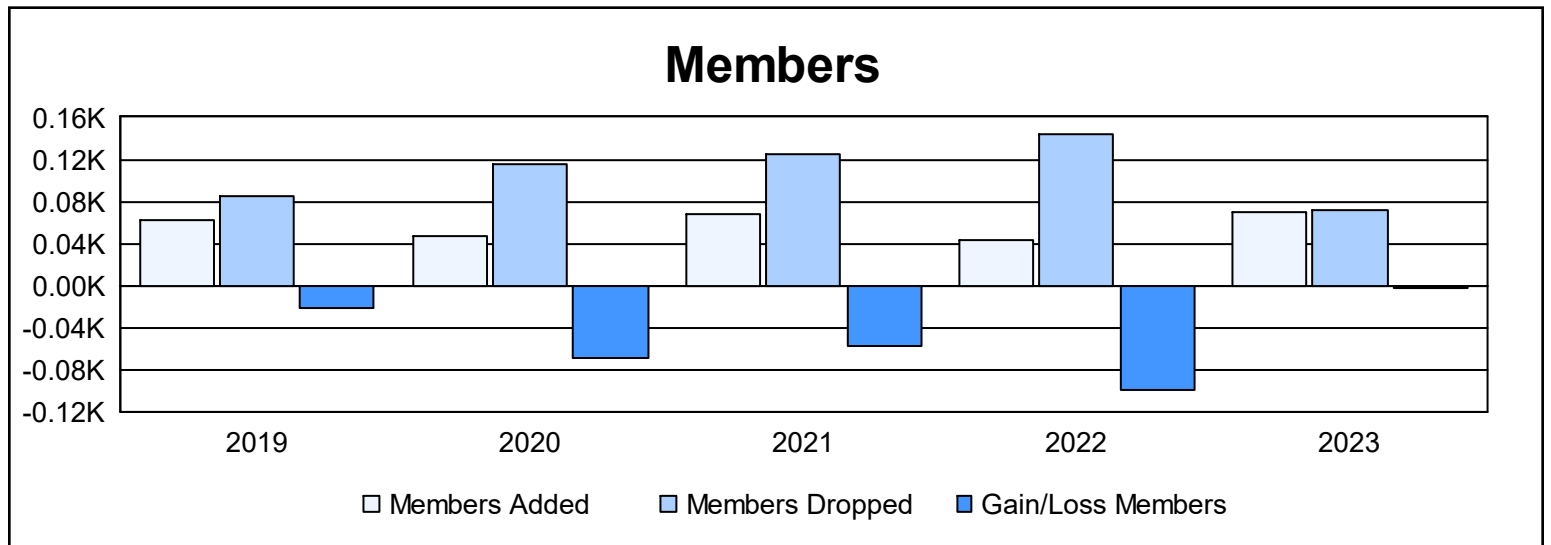
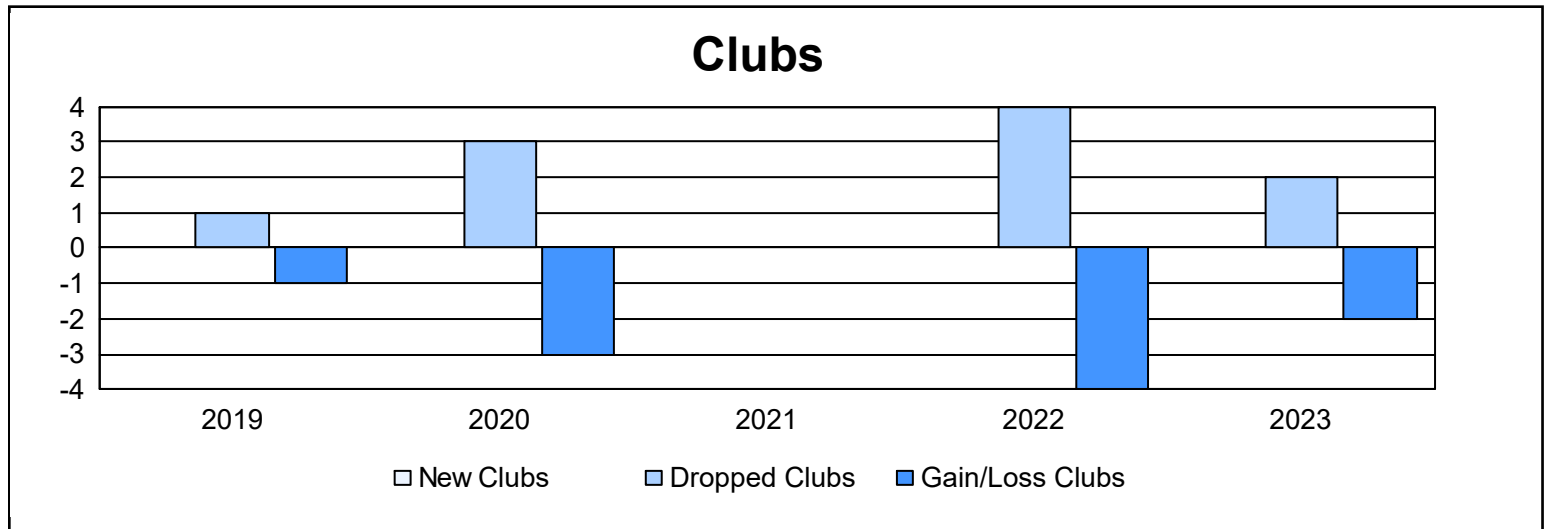
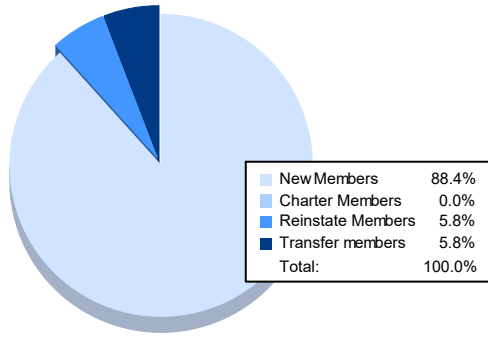


| Year | New Clubs | Dropped Clubs | Gain/ Loss Clubs | New Members | Charter Members | Reinstate Members | Transfer Members | Total Member Added | Total Members Dropped | Gain/ Loss Members |
|----------------|-----------|---------------|------------------|-------------|-----------------|-------------------|------------------|--------------------|-----------------------|--------------------|
| 2018-2019 | 0 | 1 | -1 | 57 | 0 | 3 | 3 | 63 | 84 | -21 |
| 2019-2020 | 0 | 3 | -3 | 40 | 1 | 4 | 1 | 46 | 115 | -69 |
| 2020-2021 | 0 | 0 | 0 | 28 | 3 | 31 | 5 | 67 | 124 | -57 |
| 2021-2022 | 0 | 4 | -4 | 40 | 2 | 1 | 0 | 43 | 143 | -100 |
| 2022-2023 | 0 | 2 | -2 | 61 | 0 | 4 | 4 | 69 | 71 | -2 |
| Average | 0 | 2 | -2 | 45 | 1 | 9 | 3 | 58 | 107 | -50 |



Membership Composition June 2023 Cumulative



Gender Composition June 2023 Cumulative

